






# ***Electronics Choices***

*GPI Electronics are available with a variety of features. Choosing the best combination of meter and electronics is easy using the GPI System. The Meter Application Sheet in the back of the catalog can serve as a worksheet to guide you in selecting the right GPI product for your application. Your GPI Sales Representative can assist you with this process.*



## 1) What meter do I need in this application?

Meter choice is determined by: Level of accuracy required, flowrate, line size, viscosity, fitting type, pressure rating, temperature, chemical compatibility and etc. The general categories below provide some basic information about meter types.

G Series Meters	G2 Series Meters	GM Series Meters	A1 Commerical Grade Meters	Economy Meters
SECTION 1	SECTION 2	SECTION 3	SECTION 4	SECTION 5
 <p>Precision Meters.</p>	 <p>Wide range of materials and sizes.</p>	 <p>Positive Displacement Meter technology in a variety of materials and sizes.</p>	 <p>Aluminum or Nylon Meters with display in a self-contained unit.</p>	 <p>Water, fuel, lube and chemical meters with basic features.</p>



## 2) What type of output do I need from my electronics?

Output can be simple totals, rate of flow and various types of signal output. GPI Electronics can be mounted to the meter or to a remote location and come with or without display.

Local Display	GA Series Electronics	GG Series Electronics	GX Series Electronics	SC Series Electronics	Wireless System
09 Electronics	4-20 mA Output Without Display	Pulse Output With Display	4-20 mA Output With Display	Scaled Pulse Output	Transmits Signal To Receiver Unit



## 3) How do I place an order?

Are you buying your GPI Electronics as part of a **system** in combination with a meter or **stand alone** (as a replacement for an existing electronics)? Model numbers will vary depending on how the electronics unit is ordered.

Contact GPI Customer Support at:  
**888-996-3837** or **316-686-7361** for assistance.



# G2 Wireless Transmitter & Receiver



APPROVED FOR USE IN THE U.S. AND CANADA



Meter sold separately

Part No. 12530001



GPI's new, battery-powered Wireless Transmitter is designed to transmit flowrate from a G2 Series meter to the Receiver. This system includes both the Transmitter and Receiver. The Wireless Transmitter is perfect in many plant applications. Both Transmitter and Receiver are color coded making installation easy for optimum signal transmissions.

### Features and Benefits:

- ✓ Simple to use.
- ✓ Affordable wireless system.
- ✓ Battery powered.
- ✓ Retro fits GPI meters.

### WIRELESS ASSEMBLY SPECIFICATIONS

<b>Kit Includes:</b>	Transmitter to fit to G2 Meter Receiver with 25 feet of cable Transmitter Battery Pack
<b>Transmission Frequency:</b>	903.37 MHz - 921.37 MHz
<b>Power Supply:</b>	
<b>Transmitter:</b>	Battery Pack (2 each) 1/2 AA Lithium (3.6V each - 7.2V total)
<b>Receiver:</b>	5 VDC - 35 VDC
<b>Signal:</b>	
<b>Transmitter:</b>	Delayed Burst Transmission Method
<b>Receiver:</b>	Open Collector (Current Sinking) Max. OFF Voltage: 60V Max. ON Voltage: 200 mA
<b>Transmission Distance:</b>	300 ft. Maximum; Line of Sight
<b>Available Channels:</b>	Eight
<b>Transmission Time Intervals:</b>	Four (1 sec., 2 sec., 5 sec., 10 sec.)
<b>Enclosure:</b>	NEMA 4

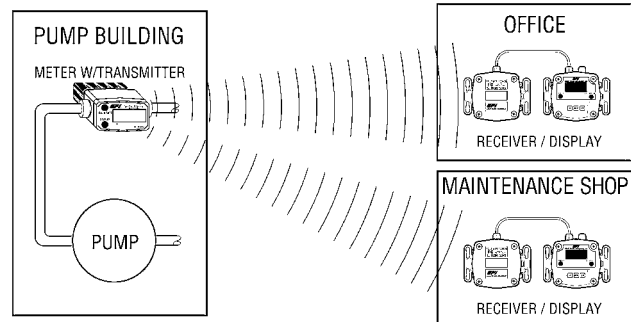
### APPROVALS



Industry Canada Approval Class B digital device, part 15 of FCC Rules

APPROVED FOR USE IN THE U.S. AND CANADA ONLY.

### SAMPLE APPLICATION



BUY SMART. BUY VALUE. BUY GPI



# Local Display *(Available for Turbine or Oval Gear Meters)*

Choose the 09 Computer for local display on G2 Series Turbine Meters. Commonly used features are preprogrammed in the Standard 09 Computer Display. End-users can enable additional features by using a password available from the factory or on the GPI web site. The 09 configuration provides a very high degree of customization, matching customers' exact needs.



Local Display for Turbine Meter



Display shown here on Oval Gear Meter

GPI programmed the new 09 Computer with many new features in addition to the standard factory configuration. Disabling "unnecessary" features makes day-to-day operations simple.

### Features and Benefits:

- ✓ 2 Totals (1 Resetable, 1 Cumulative).
- ✓ Flowrate display updates every 5 seconds, readout is in units/minute.
- ✓ Factory Calibration in gallons and litres.
- ✓ 2 user-defined Field Calibrations.
- ✓ Small, compact and totally self contained with an internal power supply.
- ✓ Field replaceable Lithium batteries for long life.
- ✓ Automatic on and off.

### 09 COMPUTER – SPECIFICATIONS

<b>Std. Factory Configuration:</b>	2 Totals (1 Resetable, 1 Cumulative); Factory Calibration in gallons and litres; 2 User Calibrations and Flowrate
<b>Computer Electronics:</b>	09 Computer fits all A1 and G2 meter sizes and construction. Std. Display fits GM Series Meters.
<b>Totalizing Registers:</b>	0 to 3 available
<b>K-Factor Limits:</b>	Min: .01 pulses/unit Max: 999,999 pulses/unit
<b>Field Calibration:</b>	Field calibrate by user. Standard Method: Dispense/Display. Six adjustable digits. Can be reconfigured to K-factor entry.
<b>Readout Totals:</b>	LCD with floating decimal Minimum Display = 0.01 units Maximum Display = 999,999 units (6 digits)
<b>Input Pulse Rate:</b>	Minimum (Pulse-in Input) = DC (0 Hz) Minimum (Coil Input) = Approximately 10 Hz Maximum = Approximately 1,000 Hz
<b>Turbine Display:</b>	
<b>Internal Power Supply:</b>	2 Lithium batteries at 3 volts each
<b>Minimum Battery Life:</b>	9,000 hours
<b>Optional Power Supply:</b>	7 to 30 VDC
<b>Oval Gear Display:</b>	
<b>Internal Power Supply:</b>	9-volt battery
<b>Optional Power Supply:</b>	10 to 18 VDC
<b>Operating Temperature:</b>	+14°F to +140°F (-10°C to +60°C)
<b>Storage Temperature:</b>	-40°F to +158°F (-40°C to +70°C)

### APPROVALS



ATEX

Using a password-protected configuration process can enable the additional features. GPI Customer Service can provide the password and instructions to unlock and reset configuration settings. This information is also available on the GPI web site. User configuration features include:

Totalizers / Modes Enabled (Cumulative Total, Batch 1 Total, Batch 2 Total, Flowrate Mode)

User can change Flowrate Update Interval

Flowrate Timebase (Minute, Hour, Day)

Factory Calibration Curve Enabled in GAL and LTR

Field Calibration Curve B and/or C Enabled

Dispense/Display or K-Factor Entry Calibration

Maximum Resolution for Field Calibration (0, 1 or 2 Decimals)

BUY SMART . BUY VALUE . BUY



# GG500/GG510/5 Series Electronic Choice

## Display With Pulse Output



GG500  
Remote  
Mount

GG510  
Local  
Mount



**ACCURACY: ± 0.1% OF READING**

The GG500 is a remote mount Pulse-Out Transmitter with battery powered display. Choose the GG510 when a local mount is needed.

### Features and Benefits:

- ✓ Provides communication with process control equipment.
- ✓ Works with G Series, G2 Turbine Meters and GM Oval Gear Meters.
- ✓ Industry Standard Output: Unscaled Pulse.
- ✓ Easily mounted on pipe or wall.

### GG500/GG510 – SPECIFICATIONS

Accuracy:	± 0.1% of reading
Output Options:	
Primary Output:	Open Collector (NPN)
Pulse-Out:	
Max. "OFF" Voltage:	60 V
Max. "ON" Current:	200 mA
Max. "ON" Voltage Drop:	< 0.5 V @ 200 mA
Electrical:	
Strain Relief:	Hubble PG7
Strain Relief Thread:	Female 1/2-20 UNF-2B
Cable:	<i>Remote:</i> Belden 9363 (500 Series only) <i>Local:</i> No cable provided
Cable Length:	20 ft. (6 m) provided (500 Series only)
Power Supply:	9-volt battery or externally powered
Voltage Supply (Min.):	7 VDC
Voltage Supply (Max.):	30 VDC
Input Options:	Hall Effect, Reed Switch, Open Collector or Low Level Sine Wave
Remote Mounting:	Pipe or wall
Operating Temperature:	+14°F to +140°F (-10°C to +60°C)
Frequency Input:	
Low Level Coil (LLC):	0 - 1000 Hz
High Level Low Freq.:	0 - 150 Hz
High Level High Freq.:	0 - 1000 Hz
Enclosure Rating:	NEMA 4X / IP55
Shipping Weight:	<i>Remote:</i> 2.0 lbs. (.90 kg) <i>Local:</i> 1.0 lbs. (.45 kg)
Calibrateable:	K-factor Entry

### APPROVALS





# GX500/GX510/6 Series Electronic Choice

## Display With 4-20 mA Output



*GX500  
Remote  
Mount*

*GX510  
Local  
Mount*



### ACCURACY: ± 0.1% OF READING

The GX500 is a remote mount 4-20 mA Output Transmitter with display. Choose the GX510 when a local mount is needed.

### Features and Benefits:

- ✓ Provides communication with process control equipment.
- ✓ Works with G Series, G2 Turbine Meters and GM Oval Gear Meters.
- ✓ Now available with Lockout feature.
- ✓ Microprocessor-based electronics have extremely low power requirements.
- ✓ Easy to set 4-20 mA endpoints under actual flow conditions.
- ✓ A signal conditioner with industry standard current loop output.
- ✓ Adjustable sampling time.
- ✓ Easily mounted on pipe or wall.
- ✓ Loop powered.

### GX500/GX510 – SPECIFICATIONS

<b>Output Options:</b>	
<b>Primary Output:</b>	Loop (4-20 mA or 0-20 mA)
<b>Minimum:</b>	1.5 mA
<b>Maximum:</b>	25 mA
<b>Auxiliary Outputs 0-5 V:</b>	Single Ended
<b>Minimum:</b>	0.1 V
<b>Maximum:</b>	4.9 V
<b>Pulse-Out:</b>	
<b>Max. "OFF" Voltage:</b>	60 V
<b>Max. "ON" Current:</b>	200 mA
<b>Max. "ON" Voltage Drop:</b>	< 0.5 V @ 200 mA
<b>Electrical:</b>	
<b>Strain Relief:</b>	Hubble PG7
<b>Strain Relief Thread:</b>	Female 1/2-20 UNF-2B
<b>Cable:</b>	<i>Remote:</i> Belden 9363 (500 Series only) <i>Local:</i> No cable provided
<b>Cable Length:</b>	20 ft. (6 m) provided (500 Series only)
<b>Power Supply:</b>	2-wire, loop powered
<b>Voltage Supply (Min.):</b>	8.5 VDC
<b>Voltage Supply (Max.):</b>	35 VDC
<b>Input Options:</b>	Hall Effect, Reed Switch, Open Collector or Low Level Sine Wave
<b>Remote Mounting:</b>	Pipe or wall
<b>Operating Temperature:</b>	+32°F to +140°F (0°C to +60°C)
<b>Frequency Input:</b>	
<b>Low Level Coil (LLC):</b>	0.25 - 1000 Hz
<b>High Level Low Freq.:</b>	0.25 - 150 Hz
<b>High Level High Freq.:</b>	0.25 - 1000 Hz
<b>Optically Isolated HLLF:</b>	w/2500 V optical isolation
<b>Optically Isolated HLHF:</b>	w/2500 V optical isolation
<b>Enclosure Rating:</b>	NEMA 4X / IP55
<b>Shipping Weight:</b>	<i>Remote:</i> 2.0 lbs. (.90 kg) <i>Local:</i> 1.1 lbs. (.5 kg)
<b>Calibrateable:</b>	K-factor Entry

### APPROVALS



BUY SMART. BUY VALUE. BUY



# GA500/GA510/7 Series Electronic Choice

## 4-20 mA Output



GA500  
Remote  
Mount

GA510  
Local  
Mount



### ACCURACY: ± 0.1% OF READING

The GA500 is a remote mount 4-20 mA Output Transmitter without display. Choose the GA510 when a local mount is needed.

### Features and Benefits:

- ✓ Provides communication with process control equipment.
- ✓ Works with G Series, G2 Turbine Meters and GM Oval Gear Meters.
- ✓ Now available with Lockout feature.
- ✓ Microprocessor-based electronics have extremely low power requirements.
- ✓ Easy to set 4-20 mA endpoints under actual flow conditions.
- ✓ A signal conditioner with industry standard current loop output.
- ✓ Adjustable sampling time.
- ✓ Easily mounted on pipe or wall.
- ✓ Loop powered.

### GA500/GA510 – SPECIFICATIONS

<b>Output Options:</b>	
<b>Primary Output:</b>	Loop (4-20 mA or 0-20 mA)
<b>Minimum:</b>	1.5 mA
<b>Maximum:</b>	25 mA
<b>Auxiliary Outputs 0-5 V:</b>	Single Ended
<b>Minimum:</b>	0.1 V
<b>Maximum:</b>	4.9 V
<b>Pulse-Out:</b>	
<b>Max. "OFF" Voltage:</b>	60 V
<b>Max. "ON" Current:</b>	200 mA
<b>Max. "ON" Voltage Drop:</b>	< 0.5 V @ 200 mA
<b>Electrical:</b>	
<b>Strain Relief:</b>	Hubble PG7
<b>Strain Relief Thread:</b>	Female 1/2-20 UNF-2B
<b>Cable:</b>	<i>Remote:</i> Belden 9363 (500 Series only) <i>Local:</i> No cable provided
<b>Cable Length:</b>	20 ft. (6 m) provided (500 Series only)
<b>Power Supply:</b>	2-wire, loop powered
<b>Voltage Supply (Min.):</b>	8.5 VDC
<b>Voltage Supply (Max.):</b>	35 VDC
<b>Input Options:</b>	Hall Effect, Reed Switch, Open Collector or Low Level Sine Wave
<b>Mounting:</b>	Pipe or wall
<b>Operating Temperature:</b>	+32°F to +140°F (0°C to +60°C)
<b>Frequency Input:</b>	
<b>Low Level Coil (LLC):</b>	0.25 - 1000 Hz
<b>High Level Low Freq.:</b>	0.25 - 150 Hz
<b>High Level High Freq.:</b>	0.25 - 1000 Hz
<b>Optically Isolated HLLF:</b>	w/2500 V optical isolation
<b>Optically Isolated HLHF:</b>	w/2500 V optical isolation
<b>Enclosure Rating:</b>	NEMA 4X / IP55
<b>Shipping Weight:</b>	<i>Remote:</i> 2.0 lbs. (.90 kg) <i>Local:</i> 1.1 lbs. (.5 kg)

### APPROVALS



BUY SMART. BUY VALUE. BUY **GPI**



# SC500/SC510/8 Series Electronic Choice

## Scaled Pulse Output



SC500  
Remote  
Mount

SC510  
Local  
Mount



### ACCURACY: ± 0.1% OF READING

The GPI Scaled Pulse Module is a switch-programmable multi-stage counter/divider with multiple inputs. The module provides selectable K-factor to convert input frequency to scaled pulse output. The SC500 connects via a 20 foot input cable. The SC510 connects directly to the 1 inch MNPT conduit connector.

### Features and Benefits:

- ✓ Converts input frequency to scaled pulse output.
- ✓ Provides communication with process control equipment.
- ✓ Works with G Series, G2 and A1 Turbine Meters and Oval Gear Meters.
- ✓ Remote model mounts on pipe or wall.

### SC500/SC510 – SPECIFICATIONS

Power Source:	DC powered 5 to 30 VDC
Input Signal:	Hall Effect, Reed Switch or Open Collector (NPN) or Sine Wave
Output Signal:	Open Collector (NPN)
Frequency Range:	Coil, HF = 0-1500 Hz; LF = 0-150 Hz
Operating Temperature:	-40°F to +185°F (-40°C to +85°C)
Cable:	<i>Remote:</i> 20 ft., 3-conductor, tinned drain wire, 22 AWG, PVC jacket .212 dia. Ref. Belden 9363. <i>Local:</i> No cable provided
Mechanical Connections:	<i>Remote:</i> Wall or pipe mountable with standard U-bolts. <i>Local:</i> Unit is mounted to meter body, 1" NPT.
Electrical Connections:	<i>Remote:</i> Two strain relief ports <i>Local:</i> One strain relief port; one threaded plug


### APPROVALS





# Displays & Output Instruments

## R700 Explosion Proof 4-20 mA Transmitter with Display



The R700 4-20 mA Transmitter is a loop powered transmitter with simultaneous Rate & Total indicator. The R700 features an explosion proof enclosure for hazardous location use. It also features 20 point linearization.

R700-L Local Mount  
R700-R Remote Mount

### R700 - SPECIFICATIONS

Power Supply:	8.5-30 VDC
Accuracy:	0.01% Reading ± 1 Count
Operating Temperature:	-4°F to +158°F (-20°C to +70°C)
Output:	4-20 mA, Isolated from Ground
Display:	5-digit Rate; 8-digit Totalizer

### Features and Benefits:

- ✓ Magnetic Pickup Input, Contact Closure Input, DC Pulse Input.
- ✓ 20 point linearization.

### ENCLOSURE APPROVALS



NEMA  
4X



## R800 Explosion Proof Totalizer & Rate Indicator



The R800 is a battery powered Totalizer & Rate Indicator. Both Local and Remote models are available. The R800 features an explosion proof enclosure for hazardous location use. It also features 20 point linearization.

R800-LBAT Local Mount  
R800-RBAT Remote Mount

### R800 - SPECIFICATIONS

Power Supply:	One C Size Lithium Battery Pack
Accuracy:	0.01% Reading ± 1 Count
Operating Temperature:	-4°F to +158°F (-20°C to +70°C)
Pulse Output:	Isolated Photomos Relay
Display:	5-digit Rate; 8-digit Totalizer

### Features and Benefits:

- ✓ Magnetic Pickup Input, Contact Closure Input, DC Pulse Input.
- ✓ 20 point linearization.

### ENCLOSURE APPROVALS



NEMA  
4X



BUY SMART. BUY VALUE. BUY GPI



# GRT Series Controller

## GREAT CHOICE FOR NET USE

The GRT is a 6-digit Totalizer/Ratemeter with two-level, 5-digit preset alarm control of Total or Rate. Inputs A & B have separate scaling K-factors. The totalizer can be programmed for "A" subtract "B", "A" add "B" or A & B as separate totalizers, with display and control of the "net" total and rate of "A". If only one input is required, the unit will display the total and rate from that one channel. The GRT can accept up to 10,000 pulses per second. It has a 5-digit floating decimal scale factor allowing total readout in true engineering units and rate per second, minute or hour.

Input "A" simultaneously drives a ratemeter which can be programmed to display the basic frequency (rate per second) or factored to show rate per minute or rate per hour. Simply push the "VIEW" button to see either total or rate without losing a count. Two separate 5 A relay contacts can be set to operate at either rate or total presets in a latch or auto-recycle mode with output timing from 0.1 to 99.9 seconds.

Two control outputs can be assigned to either the totalizer or ratemeter and can automatically recycle at the batch or stay latched until reset.

When two inputs are received (A & B), the unit can either add or subtract the two inputs or display the two inputs as separate totalizers.



### Features and Benefits:

- ✓ Separate scaling factors for A & B inputs.
- ✓ Separate add/subtract simultaneous inputs.
- ✓ Two Relays.
- ✓ 110 or 220 AC power or 12-15 VDC.

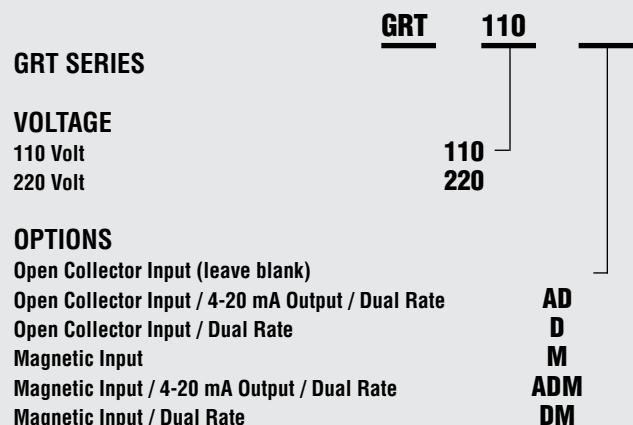
### GRT - SPECIFICATIONS

Display:	6-digit, 0.55" High LED
Input Signal:	Hall Effect, Reed Switch or Open Collector (NPN)
Output Power:	(AC powered units only) +12 VDC @ 50 mA
Memory:	EEPROM stores data for 10 years if power is lost.
Outputs:	Two; N.O. Relays: 5 amps 120/240 VAC or 28 VDC. 4-20 mA or 0-20 mA
K-Factor:	5-digit K-Factor dividers from 0.0001 - 99999
Presets:	Two control outputs; 0.1 to 99.9 sec. or latch (0 sec)
Temperature:	Operating: +32°F to +130°F (0°C to +54°C)
Securing Lockout:	User selected 5-digit code
Front Panel:	NEMA 4X / IP65
Model Numbers:	See chart below

### APPROVALS



### GRT MODEL NUMBERING SYSTEM



### NEW ENCLOSURES FOR GRT SERIES CONTROLLER



GRT shown here in enclosure.

EN4X-2: Enclosure has two pre-drilled holes (0.875 in.)  
 EN4X: Enclosure has no factory drilled holes

BUY SMART. BUY VALUE. BUY GPI



# GBT Series Deluxe Batch Controller

Featuring 8 digits of bright, .55 inch, alphanumeric display, the GBT can accept up to 20,000 pulses per second of digital count. The standard unit has two separate, 8-digit floating decimal, "K" factors to convert the inputs to meaningful total and rate data. The user, with the push of a button, can toggle back and forth to view the total of the batch, the rate of flow or the grand total of flow.

The GBT may be thought of as two separate counters and a ratemeter. The "batching" counter counts to prewarn and preset numbers entered by the user and enables separate control outputs. The "totalizing" counter gives a cumulative reading or grand total.

Finally, the ratemeter counts the number of pulses per second and, with its scaling feature, can provide gallons per minute or any other rate measurement without the totalizer losing counts. At any time, the user may view the total, the grand total or the rate while never interrupting the counting process.

Setup is done through the front panel and the menu driven software in the unit. Start-Stop control can be activated via the front panel buttons or remote inputs.

The unit operates from either 110 VAC / 12 to 27 VDC or optional 220 VAC / 12 to 27 VDC. If AC power is used, two built-in regulated 12 VDC @ 100 mA power supplies are offered. They can be connected to provide +12 VDC and -12 VDC or +24 VDC to drive external devices. CMOS Logic is used to provide high noise immunity and low power consumption with EEPROM to hold data a minimum of 10 years if power is interrupted.



### Features and Benefits:

- ✓ Two setpoints for two-stage valve control.
- ✓ Scaled pulse output – NPN.
- ✓ 110 or 220 AC power or 12-27 VDC.

### GBT – SPECIFICATIONS

<b>Display:</b>	Lighted 8-digit, 0.55" High, 15 segment, red-orange LED
<b>Input Signal:</b>	Hall Effect, Reed Switch or Open Collector (NPN)
<b>Output Power:</b>	(AC powered units only) +12 VDC @ 100 mA
<b>Memory:</b>	EEPROM stores data for 10 years if power is lost.
<b>Control Outputs:</b>	Two.; SPDT Relays: 10 amps 120/240 VAC or 28 VDC.
<b>K-Factor:</b>	8-digit K-Factor dividers from 0.0001 - 99999999
<b>Temperature:</b>	Operating: +32°F to +130°F (0°C to +54°C)
<b>Securing Lockout:</b>	User selected 4-digit code
<b>Front Panel:</b>	NEMA 4X / IP65
<b>Models:</b>	GBT110 or GBT220

NOTE: Does not accept Sine Wave pulse.

### APPROVALS





# GBM Series Mini Batcher



This miniature batcher is great for basic batching functions. The display shows Batch, Rate and Grand Total. The Start and Stop buttons make batching simple.

This is a great choice for daily batching of the same amount of product every time. With just a push of a button, this controller will open your solenoid valve, count the total volume being dispensed and then close your solenoid valve at a preprogrammed amount.

This unit operates from either an Open Collector or Magnetic input.

### Features and Benefits:

- ✓ Works with GPI Turbine and Oval Gear Meters that provide pulse.
- ✓ Available in both 110- and 220-volt models.
- ✓ The 6-digit LED shows both Batch and Grand Totals on an easy-to-read screen.
- ✓ Prewarn and Preset Relays for control (2 stage batching process).
- ✓ 5 digit scaling factor.
- ✓ Pulse Input - 10 kHz maximum.
- ✓ Security lockout.
- ✓ Panel Mount – NEMA 4X / IP65 front panel.

### GBM – SPECIFICATIONS

<b>Display:</b>	6-digit, 0.55" High LED
<b>Input Signal:</b>	Hall Effect, Reed Switch or Open Collector (NPN)
<b>Output Power:</b>	(AC powered units only) +12 VDC @ 100 mA
<b>Memory:</b>	EEPROM stores data for 10 years if power is lost.
<b>Control Outputs:</b>	Two.; SPDT Relays: 10 amps 120/240 VAC or 28 VDC.
<b>K-Factor:</b>	8-digit K-Factor dividers from 0.0001 - 99999999
<b>Temperature:</b>	Operating: +32°F to +130°F (0°C to +54°C)
<b>Securing Lockout:</b>	User selected 4-digit code
<b>Front Panel:</b>	NEMA 4X / IP65
<b>Models:</b>	GBM110, GBM110-M, GBM220 and GBM220-M

NOTE: Does not accept Sine Wave pulse.

### APPROVALS

